

GO BIG IN TEXAS

Report

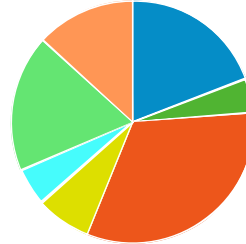
Consumer Expenditures Report (Forest Hill, Texas)

Apparel (2017)



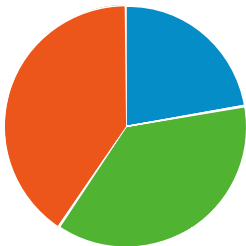
	\$ PER HOUSEHOLD	TOTAL \$000'S
Total	\$1,587	\$6,470
Men's Apparel	\$302	\$1,232
Boys' Apparel	\$73	\$301
Women's Apparel	\$513	\$2,093
Girls' Apparel	\$118	\$481
Infants Apparel	\$79	\$323
Footwear	\$297	\$1,214
Apparel Services and Accessories	\$202	\$825

Apparel (2022)



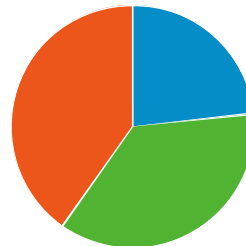
	\$ PER HOUSEHOLD	TOTAL \$000'S
Total	\$1,793	\$7,836
Men's Apparel	\$344	\$1,504
Boys' Apparel	\$82	\$363
Women's Apparel	\$578	\$2,529
Girls' Apparel	\$133	\$582
Infants Apparel	\$89	\$391
Footwear	\$327	\$1,431
Apparel Services and Accessories	\$237	\$1,037

Entertainment (2017)



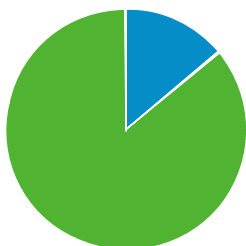
	\$ PER HOUSEHOLD	TOTAL \$000'S
Total	\$2,520	\$10,270
Fees And Admissions	\$563	\$2,297
Video And Audio Equipment	\$935	\$3,813
Recreational Equipment And Supplies	\$1,020	\$4,160

Entertainment (2022)

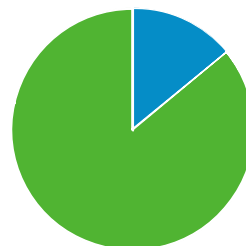


	\$ PER HOUSEHOLD	TOTAL \$000'S
Total	\$2,862	\$12,506
Fees And Admissions	\$667	\$2,917
Video And Audio Equipment	\$1,046	\$4,573
Recreational Equipment And Supplies	\$1,148	\$5,016

Education (2017)



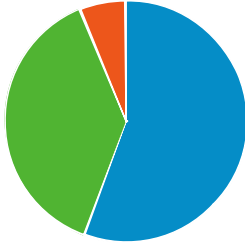
Education (2022)



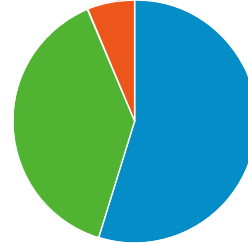
	\$ PER HOUSEHOLD	TOTAL \$000'S
Total	\$1,443	\$5,882
Books And Supplies	\$202	\$827
Tuition	\$1,240	\$5,055

	\$ PER HOUSEHOLD	TOTAL \$000'S
Total	\$1,724	\$7,535
Books And Supplies	\$242	\$1,059
Tuition	\$1,482	\$6,476

Food and Beverages (2017)



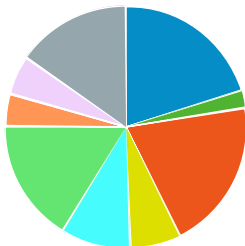
Food and Beverages (2022)



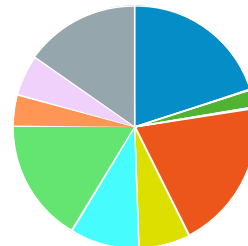
	\$ PER HOUSEHOLD	TOTAL \$000'S
Total	\$6,885	\$28,059
Food At Home	\$3,832	\$15,619
Food Away From Home	\$2,627	\$10,706
Alcoholic Beverages	\$425	\$1,734

	\$ PER HOUSEHOLD	TOTAL \$000'S
Total	\$7,667	\$33,501
Food At Home	\$4,201	\$18,355
Food Away From Home	\$2,980	\$13,024
Alcoholic Beverages	\$485	\$2,122

Gifts (2017)



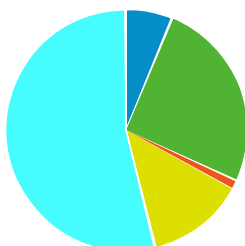
Gifts (2022)



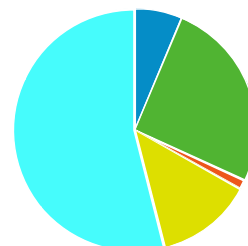
	\$ PER HOUSEHOLD	TOTAL \$000'S
Total	\$1,008	\$4,110
Gifts Of Apparel	\$202	\$824
Gifts Of Apparel Accessories	\$24	\$102
Gifts Of Education	\$202	\$826
Gifts Of Recreation	\$68	\$280
Gifts Of Food And Beverages	\$93	\$382
Gifts Of Household Furnishings And Equipment	\$165	\$673
Gifts Of Household	\$43	\$177
Gifts Of Transportation	\$53	\$218
Gifts Elsewhere Unspecified	\$153	\$627

	\$ PER HOUSEHOLD	TOTAL \$000'S
Total	\$1,176	\$5,138
Gifts Of Apparel	\$235	\$1,029
Gifts Of Apparel Accessories	\$29	\$127
Gifts Of Education	\$236	\$1,032
Gifts Of Recreation	\$79	\$349
Gifts Of Food And Beverages	\$109	\$477
Gifts Of Household Furnishings And Equipment	\$192	\$843
Gifts Of Household	\$50	\$220
Gifts Of Transportation	\$63	\$276
Gifts Elsewhere Unspecified	\$179	\$784

Household Furnishings (2017)



Household Furnishings (2022)



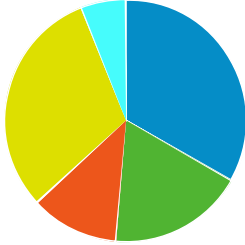
	\$ PER HOUSEHOLD	TOTAL \$000'S
Total	\$1,498	\$6,106

	\$ PER HOUSEHOLD	TOTAL \$000'S
Total	\$1,734	\$7,580

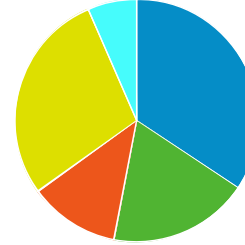
Household Textiles	\$95	\$389
Furniture	\$381	\$1,553
Floor Coverings	\$18	\$76
Major Appliances	\$197	\$806
Housewares And Small Appliances	\$805	\$3,282

Household Textiles	\$109	\$477
Furniture	\$443	\$1,939
Floor Coverings	\$22	\$99
Major Appliances	\$225	\$983
Housewares And Small Appliances	\$934	\$4,082

Shelter (2017)



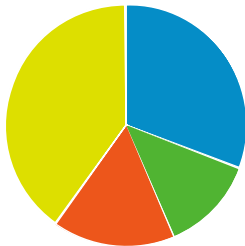
Shelter (2022)



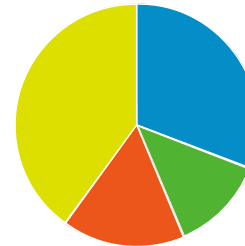
	\$ PER HOUSEHOLD	TOTAL \$000'S
Total	\$9,297	\$37,886
Household Textiles	\$3,091	\$12,599
Property Taxes	\$1,680	\$6,849
Miscellaneous Owned Dwelling Costs	\$1,106	\$4,508
Rental Costs	\$2,851	\$11,620
Other Lodging	\$566	\$2,309

	\$ PER HOUSEHOLD	TOTAL \$000'S
Total	\$10,491	\$45,839
Household Textiles	\$3,603	\$15,743
Property Taxes	\$1,952	\$8,530
Miscellaneous Owned Dwelling Costs	\$1,272	\$5,561
Rental Costs	\$2,975	\$13,001
Other Lodging	\$687	\$3,004

Household Operations (2017)



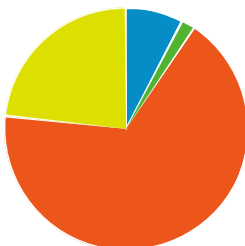
Household Operations (2022)



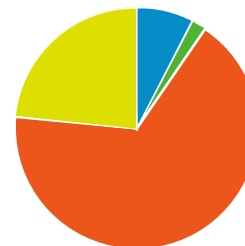
	\$ PER HOUSEHOLD	TOTAL \$000'S
Total	\$1,200	\$4,892
Babysitting And Elderly Care	\$369	\$1,507
Household Services	\$153	\$627
Alimony And Child Support	\$196	\$803
Household Supplies	\$479	\$1,955

	\$ PER HOUSEHOLD	TOTAL \$000'S
Total	\$1,403	\$6,134
Babysitting And Elderly Care	\$433	\$1,894
Household Services	\$179	\$784
Alimony And Child Support	\$230	\$1,007
Household Supplies	\$560	\$2,449

Personal Care (2017)



Personal Care (2022)



	\$ PER HOUSEHOLD	TOTAL \$000'S
Total	\$590	\$2,407
Hair Care	\$45	\$187
Electric Personal Care Appliances	\$11	\$48
Personal Care Services	\$395	\$1,611
Personal Care Products	\$137	\$562

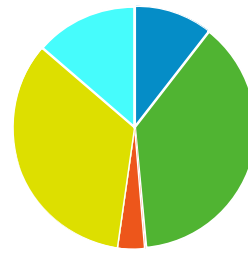
	\$ PER HOUSEHOLD	TOTAL \$000'S
Total	\$666	\$2,913
Hair Care	\$51	\$226
Electric Personal Care Appliances	\$13	\$58
Personal Care Services	\$445	\$1,948
Personal Care Products	\$155	\$680

Utilities (2017)



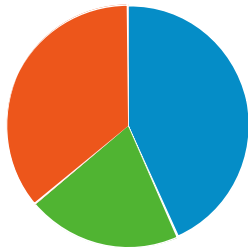
	\$ PER HOUSEHOLD	TOTAL \$000'S
Total	\$3,572	\$14,557
Natural Gas	\$375	\$1,529
Electricity	\$1,366	\$5,569
Fuel Oil And Other Fuels	\$129	\$528
Telephone Service	\$1,214	\$4,949
Other Utilities	\$486	\$1,983

Utilities (2022)



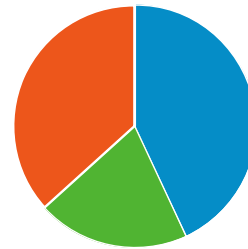
	\$ PER HOUSEHOLD	TOTAL \$000'S
Total	\$3,935	\$17,194
Natural Gas	\$415	\$1,813
Electricity	\$1,496	\$6,540
Fuel Oil And Other Fuels	\$143	\$627
Telephone Service	\$1,339	\$5,854
Other Utilities	\$539	\$2,359

Reading (2017)



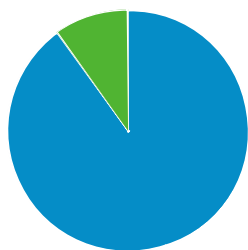
	\$ PER HOUSEHOLD	TOTAL \$000'S
Total	\$98	\$400
Newspapers	\$42	\$172
Magazines	\$20	\$82
Books	\$35	\$147

Reading (2022)



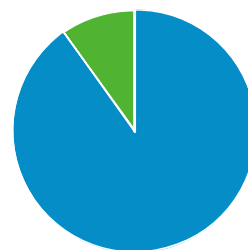
	\$ PER HOUSEHOLD	TOTAL \$000'S
Total	\$111	\$487
Newspapers	\$47	\$209
Magazines	\$22	\$100
Books	\$40	\$178

Tobacco (2017)



	\$ PER HOUSEHOLD	TOTAL \$000'S
Total	\$312	\$1,274
Cigarettes	\$281	\$1,146
Other Tobacco Products	\$31	\$127

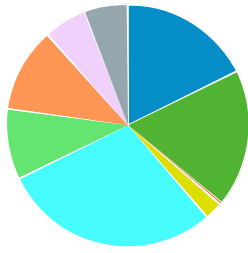
Tobacco (2022)



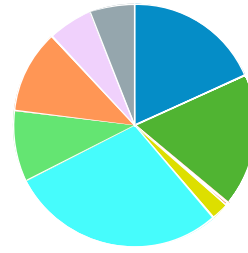
	\$ PER HOUSEHOLD	TOTAL \$000'S
Total	\$333	\$1,459
Cigarettes	\$300	\$1,313
Other Tobacco Products	\$33	\$146

Transportation (2017)

Transportation (2022)

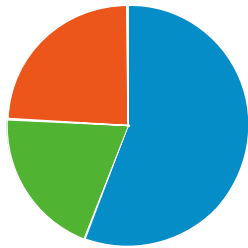


	\$ PER HOUSEHOLD	TOTAL \$000'S
Total	\$8,902	\$36,277
New Vehicle Purchase	\$1,574	\$6,415
Used Vehicle Purchase	\$1,626	\$6,627
Motorcycles (New And Used)	\$36	\$150
Vehicle Finance Charges	\$208	\$848
Gasoline And Oil	\$2,585	\$10,536
Vehicle Repair And Maintenance	\$841	\$3,430
Vehicle Insurance	\$999	\$4,072
Public Transportation	\$508	\$2,071
Other Transportation Costs	\$522	\$2,127



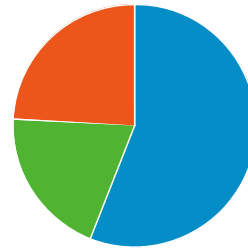
	\$ PER HOUSEHOLD	TOTAL \$000'S
Total	\$9,981	\$43,608
New Vehicle Purchase	\$1,821	\$7,958
Used Vehicle Purchase	\$1,772	\$7,746
Motorcycles (New And Used)	\$42	\$186
Vehicle Finance Charges	\$233	\$1,022
Gasoline And Oil	\$2,860	\$12,498
Vehicle Repair And Maintenance	\$943	\$4,122
Vehicle Insurance	\$1,113	\$4,865
Public Transportation	\$593	\$2,591
Other Transportation Costs	\$599	\$2,620

Health Care (2017)



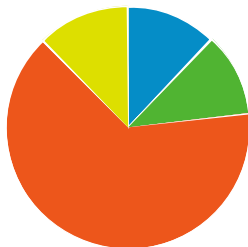
	\$ PER HOUSEHOLD	TOTAL \$000'S
Total	\$3,759	\$15,322
Health Care Insurance	\$2,102	\$8,568
Health Care Services	\$752	\$3,066
Health Care Supplies And Equipment	\$905	\$3,688

Health Care (2022)



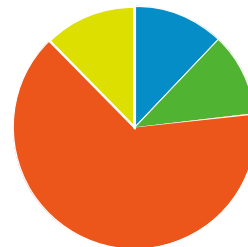
	\$ PER HOUSEHOLD	TOTAL \$000'S
Total	\$4,144	\$18,105
Health Care Insurance	\$2,316	\$10,122
Health Care Services	\$829	\$3,626
Health Care Supplies And Equipment	\$997	\$4,357

Miscellaneous Expenses (2017)



	\$ PER HOUSEHOLD	TOTAL \$000'S
Total	\$678	\$2,767
Legal And Accounting	\$82	\$335
Funeral And Cemetery	\$75	\$307
Finance Charges Excluding Mortgage And Vehicle	\$437	\$1,782
Other Miscellaneous Expenses	\$84	\$343

Miscellaneous Expenses (2022)



	\$ PER HOUSEHOLD	TOTAL \$000'S
Total	\$756	\$3,303
Legal And Accounting	\$91	\$400
Funeral And Cemetery	\$84	\$369
Finance Charges Excluding Mortgage And Vehicle	\$486	\$2,124
Other Miscellaneous Expenses	\$93	\$410

Personal Insurance (2017)

	\$ PER HOUSEHOLD	TOTAL \$000'S
--	------------------	---------------

Personal Insurance (2022)

	\$ PER HOUSEHOLD	TOTAL \$000'S
--	------------------	---------------

HOUSEHOLD
\$307

HOUSEHOLD
\$359

Contributions (2017)		
	\$ PER HOUSEHOLD	TOTAL \$000'S
		\$1,725

Contributions (2022)		
	\$ PER HOUSEHOLD	TOTAL \$000'S
		\$2,027

Retail Potential (2017)		
	\$ PER HOUSEHOLD	TOTAL \$000'S
New Car Dealers	\$3,276	\$13,350
User Car Dealers	\$196	\$801
Recreational Vehicle Dealers	\$9	\$40
Motorcycle and Boat Dealers	\$137	\$561
Auto Parts and Accessories	\$501	\$2,042
Tire Dealers	\$228	\$931
Furniture Stores	\$293	\$1,197
Floor Covering Stores	\$105	\$429
Other Home Furnishing Stores	\$98	\$401
Appliances and Electronics Stores	\$702	\$2,863
Computer Stores	\$1,240	\$5,056
Camera and Photography Stores	\$82	\$338
Hardware Stores	\$161	\$656
Paint and Wallpaper Stores	\$14	\$60
Home Centers	\$360	\$1,471
Other Building Materials Stores	\$428	\$1,745
Outdoor Power Equipment Stores	\$13	\$55
Nursery and Garden Stores	\$108	\$444
Grocery Stores	\$5,184	\$21,127
Convenience Stores	\$220	\$898
Meat Markets	\$54	\$224
Fish and Seafood Markets	\$12	\$53
Fruit and Vegetable Markets	\$25	\$106
Other Specialty Food Markets	\$40	\$164
Liquor Stores	\$117	\$478
Pharmacy and Drug Stores	\$1,073	\$4,375
Costmetics and Beauty Stores	\$45	\$187
Optical Goods Stores	\$111	\$455
Other Health and Personal Care Stores	\$87	\$357
Gasoline Stations with Convenience Stores	\$825	\$3,363
Gasoline Stations without Convenience Stores	\$137	\$562
Men's Clothing Stores	\$45	\$184
Women's Clothing Stores	\$143	\$584
Childrens' and Infant's Clothing Stores	\$82	\$336
Family Clothing Stores	\$304	\$1,241
Clothing Accessory Stores	\$15	\$63
Other Apparel Stores	\$36	\$148
Shoe Stores	\$104	\$425
Jewelry Stores	\$179	\$733
Luggage Stores	\$176	\$718
Sporting Goods Stores	\$137	\$559
Hobby, Toy, and Game Stores	\$40	\$163
Sewing and Needlecraft Stores	\$14	\$59
Musical Instrument Stores	\$32	\$132
Book Stores	\$294	\$1,199
Record,Tape,and CD Stores	\$77	\$314
Department Stores	\$2,359	\$9,614
Warehouse Superstores	\$1,038	\$4,231
Other General Merchandise Stores	\$282	\$1,152
Florists	\$22	\$93

Office and Stationary Stores	\$213	\$871
Gift and Souvenir Stores	\$68	\$280
Used Merchandise Stores	\$46	\$189
Pet and Pet Supply Stores	\$96	\$395
Art Dealers	\$8	\$35
Mobile Home Dealers	\$0	\$1
Other Miscellaneous Retail Stores	\$93	\$380
Mail Order and Catalog Stores	\$1,721	\$7,015
Vending Machines	\$77	\$316
Fuel Dealers	\$319	\$1,302
Other Direct Selling Establishments	\$156	\$638
Hotels and Other Travel Accomodations	\$114	\$467
RV Parks	\$2	\$8
Rooming and Boarding Houses	\$1	\$4
Full Service Restaurants	\$772	\$3,150
Limited Service Restaurants	\$771	\$3,144
Special Food Services and Catering	\$129	\$527
Drinking Places	\$67	\$274

Source: Applied Geographic Solutions, 2017