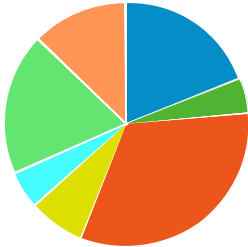


State of Texas-Demographics

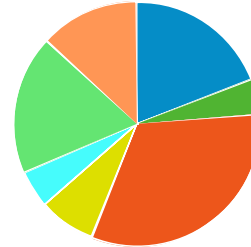
Consumer Expenditures Report (Forest Hill, Texas)

Apparel (2018)



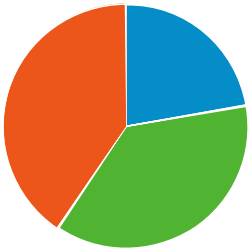
	\$ PER HOUSEHOLD	TOTAL \$000'S
Total	\$1,617	\$6,600
Men's Apparel	\$306	\$1,250
Boys' Apparel	\$75	\$309
Women's Apparel	\$523	\$2,135
Girls' Apparel	\$120	\$491
Infants Apparel	\$80	\$329
Footwear	\$304	\$1,242
Apparel Services and Accessories	\$206	\$844

Apparel (2023)



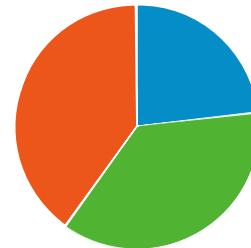
	\$ PER HOUSEHOLD	TOTAL \$000'S
Total	\$1,725	\$7,549
Men's Apparel	\$329	\$1,440
Boys' Apparel	\$80	\$353
Women's Apparel	\$557	\$2,441
Girls' Apparel	\$129	\$565
Infants Apparel	\$86	\$378
Footwear	\$316	\$1,384
Apparel Services and Accessories	\$226	\$989

Entertainment (2018)



	\$ PER HOUSEHOLD	TOTAL \$000'S
Total	\$2,562	\$10,458
Fees And Admissions	\$572	\$2,336
Video And Audio Equipment	\$952	\$3,887
Recreational Equipment And Supplies	\$1,037	\$4,235

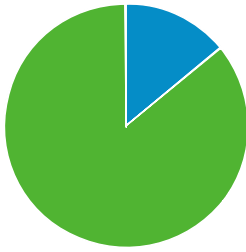
Entertainment (2023)



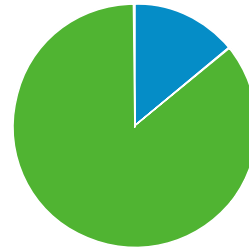
	\$ PER HOUSEHOLD	TOTAL \$000'S
Total	\$2,732	\$11,956
Fees And Admissions	\$633	\$2,771
Video And Audio Equipment	\$1,004	\$4,395
Recreational Equipment And Supplies	\$1,094	\$4,790

Education (2018)

Education (2023)

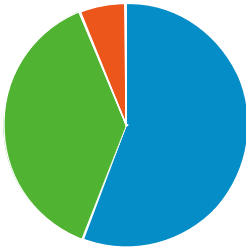


	\$ PER HOUSEHOLD	TOTAL \$000'S
Total	\$1,465	\$5,980
Books And Supplies	\$206	\$841
Tuition	\$1,259	\$5,139



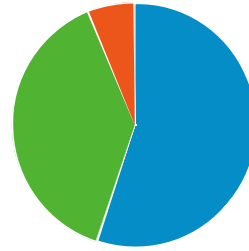
	\$ PER HOUSEHOLD	TOTAL \$000'S
Total	\$1,629	\$7,130
Books And Supplies	\$229	\$1,003
Tuition	\$1,400	\$6,127

Food and Beverages (2018)



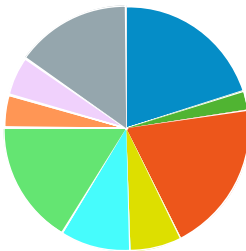
	\$ PER HOUSEHOLD	TOTAL \$000'S
Total	\$7,016	\$28,636
Food At Home	\$3,916	\$15,984
Food Away From Home	\$2,666	\$10,883
Alcoholic Beverages	\$433	\$1,768

Food and Beverages (2023)



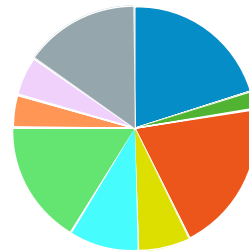
	\$ PER HOUSEHOLD	TOTAL \$000'S
Total	\$7,379	\$32,287
Food At Home	\$4,069	\$17,802
Food Away From Home	\$2,845	\$12,451
Alcoholic Beverages	\$464	\$2,034

Gifts (2018)



	\$ PER HOUSEHOLD	TOTAL \$000'S
Total	\$1,027	\$4,194
Gifts Of Apparel	\$206	\$842
Gifts Of Apparel Accessories	\$25	\$104
Gifts Of Education	\$206	\$843
Gifts Of Recreation	\$69	\$286
Gifts Of Food And Beverages	\$95	\$390
Gifts Of Household Furnishings And Equipment	\$168	\$688
Gifts Of Household	\$44	\$181
Gifts Of Transportation	\$54	\$222
Gifts Elsewhere Unspecified	\$156	\$639

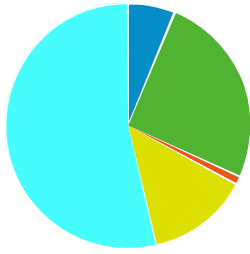
Gifts (2023)



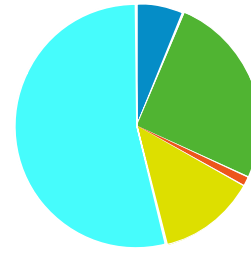
	\$ PER HOUSEHOLD	TOTAL \$000'S
Total	\$1,120	\$4,903
Gifts Of Apparel	\$224	\$983
Gifts Of Apparel Accessories	\$27	\$121
Gifts Of Education	\$225	\$985
Gifts Of Recreation	\$76	\$334
Gifts Of Food And Beverages	\$104	\$455
Gifts Of Household Furnishings And Equipment	\$183	\$805
Gifts Of Household	\$48	\$210
Gifts Of Transportation	\$59	\$262
Gifts Elsewhere Unspecified	\$170	\$747

Household Furnishings (2018)

Household Furnishings (2023)

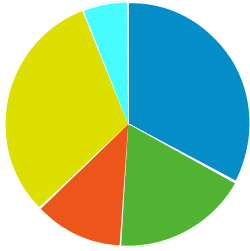


	\$ PER HOUSEHOLD	TOTAL \$000'S
Total	\$1,515	\$6,186
Household Textiles	\$96	\$394
Furniture	\$385	\$1,574
Floor Coverings	\$18	\$77
Major Appliances	\$201	\$822
Housewares And Small Appliances	\$813	\$3,319



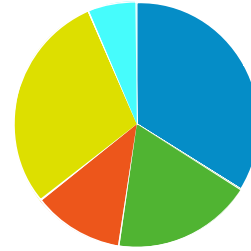
	\$ PER HOUSEHOLD	TOTAL \$000'S
Total	\$1,640	\$7,178
Household Textiles	\$103	\$454
Furniture	\$419	\$1,836
Floor Coverings	\$21	\$92
Major Appliances	\$214	\$940
Housewares And Small Appliances	\$881	\$3,856

Shelter (2018)



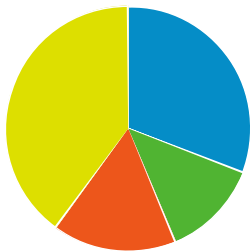
	\$ PER HOUSEHOLD	TOTAL \$000'S
Total	\$9,478	\$38,682
Mortgage Interest	\$3,127	\$12,764
Property Taxes	\$1,708	\$6,974
Miscellaneous Owned Dwelling Costs	\$1,124	\$4,588
Rental Costs	\$2,942	\$12,009
Other Lodging	\$575	\$2,348

Shelter (2023)



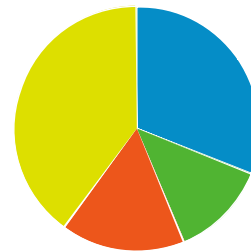
	\$ PER HOUSEHOLD	TOTAL \$000'S
Total	\$10,067	\$44,045
Mortgage Interest	\$3,412	\$14,930
Property Taxes	\$1,859	\$8,136
Miscellaneous Owned Dwelling Costs	\$1,209	\$5,291
Rental Costs	\$2,938	\$12,855
Other Lodging	\$647	\$2,833

Household Operations (2018)



	\$ PER HOUSEHOLD	TOTAL \$000'S
Total	\$1,224	\$4,996
Babysitting And Elderly Care	\$378	\$1,543
Household Services	\$156	\$639
Alimony And Child Support	\$200	\$818
Household Supplies	\$488	\$1,995

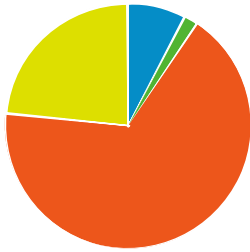
Household Operations (2023)



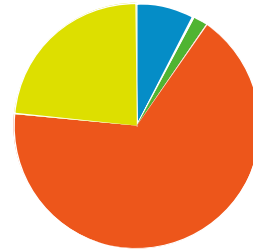
	\$ PER HOUSEHOLD	TOTAL \$000'S
Total	\$1,337	\$5,851
Babysitting And Elderly Care	\$414	\$1,812
Household Services	\$170	\$746
Alimony And Child Support	\$219	\$959
Household Supplies	\$533	\$2,335

Personal Care (2018)

Personal Care (2023)



	\$ PER HOUSEHOLD	TOTAL \$000'S
Total	\$601	\$2,454
Hair Care	\$46	\$191
Electric Personal Care Appliances	\$11	\$48
Personal Care Services	\$402	\$1,642
Personal Care Products	\$140	\$573



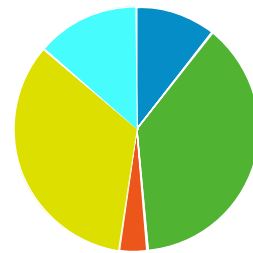
	\$ PER HOUSEHOLD	TOTAL \$000'S
Total	\$638	\$2,792
Hair Care	\$49	\$217
Electric Personal Care Appliances	\$12	\$55
Personal Care Services	\$426	\$1,867
Personal Care Products	\$149	\$652

Utilities (2018)



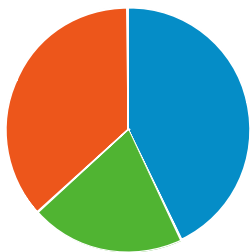
	\$ PER HOUSEHOLD	TOTAL \$000'S
Total	\$3,644	\$14,872
Natural Gas	\$383	\$1,565
Electricity	\$1,395	\$5,696
Fuel Oil And Other Fuels	\$131	\$538
Telephone Service	\$1,237	\$5,049
Other Utilities	\$496	\$2,024

Utilities (2023)



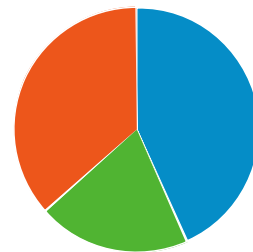
	\$ PER HOUSEHOLD	TOTAL \$000'S
Total	\$3,796	\$16,610
Natural Gas	\$400	\$1,754
Electricity	\$1,447	\$6,332
Fuel Oil And Other Fuels	\$138	\$606
Telephone Service	\$1,289	\$5,641
Other Utilities	\$520	\$2,277

Reading (2018)



	\$ PER HOUSEHOLD	TOTAL \$000'S
Total	\$99	\$407
Newspapers	\$42	\$175
Magazines	\$20	\$83
Books	\$36	\$149

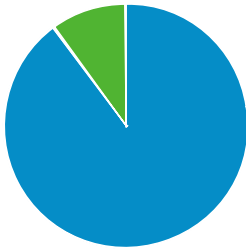
Reading (2023)



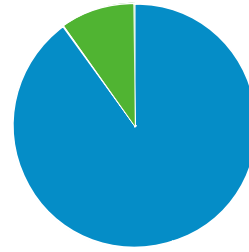
	\$ PER HOUSEHOLD	TOTAL \$000'S
Total	\$106	\$466
Newspapers	\$45	\$200
Magazines	\$21	\$95
Books	\$38	\$170

Tobacco (2018)

Tobacco (2023)

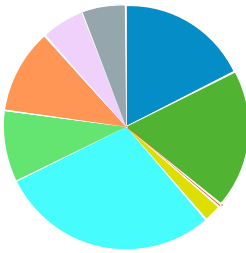


	\$ PER HOUSEHOLD	TOTAL \$000'S
Total	\$319	\$1,305
Cigarettes	\$287	\$1,175
Other Tobacco Products	\$32	\$131



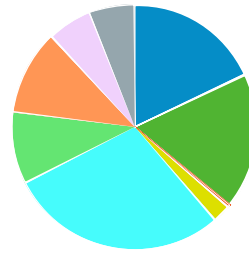
	\$ PER HOUSEHOLD	TOTAL \$000'S
Total	\$324	\$1,421
Cigarettes	\$292	\$1,279
Other Tobacco Products	\$32	\$142

Transportation (2018)



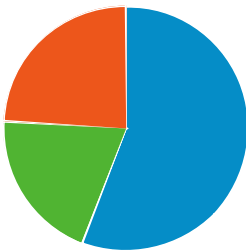
	\$ PER HOUSEHOLD	TOTAL \$000'S
Total	\$9,045	\$36,914
New Vehicle Purchase	\$1,586	\$6,473
Used Vehicle Purchase	\$1,662	\$6,786
Motorcycles (New And Used)	\$36	\$150
Vehicle Finance Charges	\$210	\$858
Gasoline And Oil	\$2,628	\$10,727
Vehicle Repair And Maintenance	\$855	\$3,490
Vehicle Insurance	\$1,015	\$4,144
Public Transportation	\$518	\$2,118
Other Transportation Costs	\$531	\$2,168

Transportation (2023)



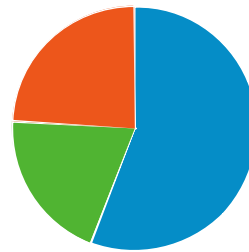
	\$ PER HOUSEHOLD	TOTAL \$000'S
Total	\$9,555	\$41,806
New Vehicle Purchase	\$1,720	\$7,525
Used Vehicle Purchase	\$1,714	\$7,500
Motorcycles (New And Used)	\$38	\$170
Vehicle Finance Charges	\$222	\$975
Gasoline And Oil	\$2,749	\$12,028
Vehicle Repair And Maintenance	\$903	\$3,954
Vehicle Insurance	\$1,068	\$4,674
Public Transportation	\$564	\$2,471
Other Transportation Costs	\$573	\$2,507

Health Care (2018)



	\$ PER HOUSEHOLD	TOTAL \$000'S
Total	\$3,837	\$15,661
Health Care Insurance	\$2,145	\$8,756
Health Care Services	\$768	\$3,137
Health Care Supplies And Equipment	\$923	\$3,768

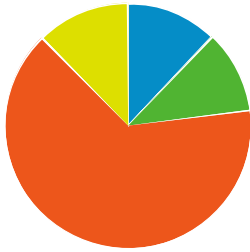
Health Care (2023)



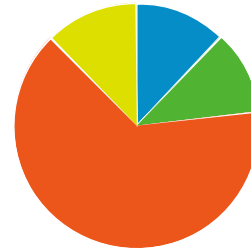
	\$ PER HOUSEHOLD	TOTAL \$000'S
Total	\$3,993	\$17,471
Health Care Insurance	\$2,232	\$9,766
Health Care Services	\$800	\$3,503
Health Care Supplies And Equipment	\$960	\$4,202

Miscellaneous Expenses (2018)

Miscellaneous Expenses (2023)



	\$ PER HOUSEHOLD	TOTAL \$000'S
Total	\$691	\$2,821
Legal And Accounting	\$83	\$341
Funeral And Cemetery	\$76	\$313
Finance Charges Excluding Mortgage And Vehicle	\$445	\$1,817
Other Miscellaneous Expenses	\$85	\$350



	\$ PER HOUSEHOLD	TOTAL \$000'S
Total	\$723	\$3,166
Legal And Accounting	\$87	\$384
Funeral And Cemetery	\$80	\$354
Finance Charges Excluding Mortgage And Vehicle	\$465	\$2,036
Other Miscellaneous Expenses	\$89	\$392

Personal Insurance (2018)		
	\$ PER HOUSEHOLD	TOTAL \$000'S
		\$313

Personal Insurance (2023)		
	\$ PER HOUSEHOLD	TOTAL \$000'S
		\$342

Contributions (2018)		
	\$ PER HOUSEHOLD	TOTAL \$000'S
		\$1,764

Contributions (2023)		
	\$ PER HOUSEHOLD	TOTAL \$000'S
		\$1,942

Retail Potential (2018)		
	\$ PER HOUSEHOLD	TOTAL \$000'S
Other Health and Personal Care Stores	\$77	\$316
Gasoline Stations with Convenience Stores	\$2,125	\$8,675
Gasoline Stations without Convenience Stores	\$1,122	\$4,580
Men's Clothing Stores	\$60	\$249
Women's Clothing Stores	\$162	\$662
Childrens' and Infant's Clothing Stores	\$58	\$239
Family Clothing Stores	\$291	\$1,191
Clothing Accessory Stores	\$11	\$45
Other Apparel Stores	\$44	\$182
Shoe Stores	\$163	\$669
Jewelry Stores	\$74	\$304
Luggage Stores	\$1	\$4
Sporting Goods Stores	\$168	\$689
Hobby, Toy, and Game Stores	\$87	\$355
Sewing and Needlecraft Stores	\$13	\$54
Musical Instrument Stores	\$41	\$169
Book Stores	\$128	\$525
Record,Tape,and CD Stores	\$79	\$326
Department Stores	\$1,547	\$6,315
Warehouse Superstores	\$721	\$2,946
Other General Merchandise Stores	\$200	\$817
Florists	\$18	\$76
Office and Stationary Stores	\$78	\$319
Gift and Souvenir Stores	\$67	\$274
Used Merchandise Stores	\$37	\$154

Pet and Pet Supply Stores	\$186	\$759
Art Dealers	\$10	\$43
Mobile Home Dealers	\$0	\$2
Other Miscellaneous Retail Stores	\$64	\$262
Mail Order and Catalog Stores	\$591	\$2,414
Vending Machines	\$69	\$285
Fuel Dealers	\$184	\$751
Other Direct Selling Establishments	\$112	\$458
Hotels and Other Travel Accommodations	\$152	\$621
RV Parks	\$2	\$8
Rooming and Boarding Houses	\$1	\$4
Full Service Restaurants	\$1,044	\$4,265
Limited Service Restaurants	\$1,059	\$4,323
Special Food Services and Catering	\$177	\$723
Drinking Places	\$77	\$318

Source: Applied Geographic Solutions, 2018
